


ASSA® Desmo



With the **ASSA® Desmo Precision Drive™** System, locking pins are moved mechanically by the side cuts on the key. Once all the pins are properly aligned, they create two channels for locking side bars, which interlock the cylinder housing and inner cylinder. As the key turns the inner cylinder, the side bars are forced into the unlocked position, which allows the cylinder to turn. As the lock is operated, the side bar pins hold the key in place. This minimizes wear on the key and the pins. As the key is withdrawn in the locked position, the side bar pins mechanically force the side bars into the locked position. This provides a clear path for key removal.

EXTRA HEAVY DUTY KEY

THIS PATENT PROTECTED EXTRA HEAVY DUTY KEY IS AMONG THE STRONGEST IN THE INDUSTRY. SO STRONG, IN FACT THAT IT IS BACKED BY A LIFETIME FUNCTIONAL WARRANTY.

RESTRICTED KEYS

AVAILABLE ONLY FROM FACTORY AUTHORIZED LOCATIONS.

SPRING-FREE CONSTRUCTION

THE ASSA® DESMO CYLINDER ELIMINATES SPRINGS AND THEREFORE MAXIMIZES PICK RESISTANCE AND ENHANCES PHYSICAL SECURITY. ASSA® DESMO PRODUCT IS ALSO BUMP-PROOF.

PRECISION DRIVE™ PIN SYSTEM

THIS SYSTEM IS PATENT PROTECTED AND MECHANICALLY OPERATED WITHOUT SPRINGS BY THE SIDE CUTS ON THE KEY, WHICH ALLOWS THE ASSA® DESMO SYSTEM TO OPERATE IN HIGH USAGE AREAS WITHOUT EXCESSIVE WEAR ON THE PINS OR THE KEY.

8 LOCKING PIN – DUAL SIDE BAR DESIGN

PROVIDES TWICE AS MUCH RESISTANCE AGAINST ATTEMPTS TO FORCIBLY TORQUE THE LOCK OPEN.

REMOVABLE CORE OPTION

THE ASSA® DESMO RC LOCKING SYSTEM ENSURES UNINTERRUPTED SECURITY WITH IMMEDIATE LOCK CHANGE-OUT CAPABILITY IN THE INSTANCE OF KEY LOSS OR THEFT.

EASE OF FUNCTION

THE DESIGN OF THE FACE OF THE LOCK AND THE TIP OF THE KEY ENABLE GUIDED KEY ENTRY. THIS FEATURE INCREASES EASE OF USE, ESPECIALLY IN HARD TO REACH LOCK APPLICATIONS.

RIGHT HANDED AND LEFT HANDED FUNCTION AVAILABLE WITH SAME KEY

ABLE TO FIT A BROAD RANGE OF APPLICATIONS REQUIRING DIFFERENT CAM ROTATIONS.

VERSATILITY IN LOCKING

AVAILABLE IN 90° OR 180° TURNING RADIUS. KEY RETAINING AND KEY REMOVABLE OPTIONS AVAILABLE.

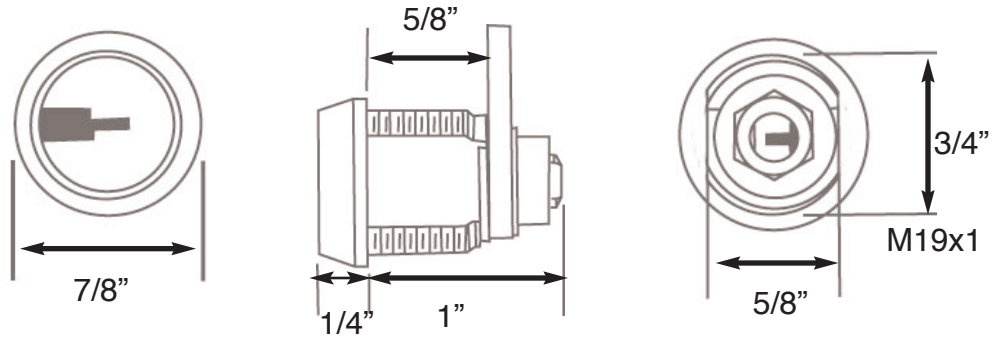


800.266.2646
www.coinsecurity.com
sales@coinsecurity.com

D2/6 Cam Lock:

AD390

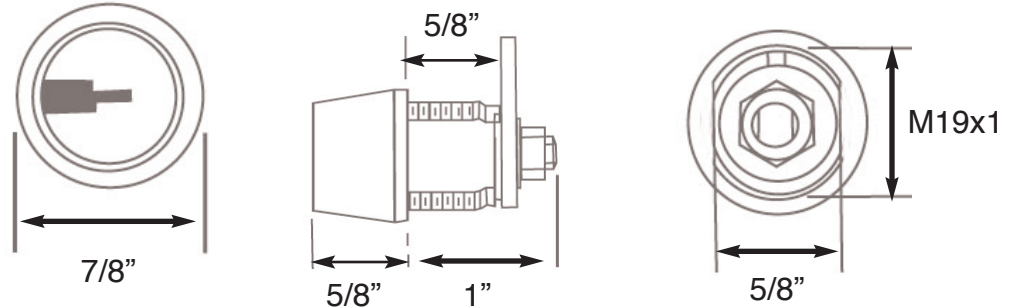
5/8" Cam Lock
1/4" Head Thickness



D2/8 Cam Locks:

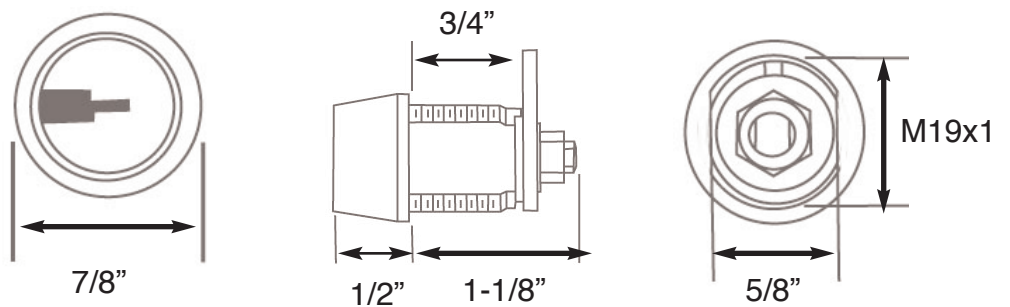
AD391

5/8" Cam Lock
5/8" Head Thickness



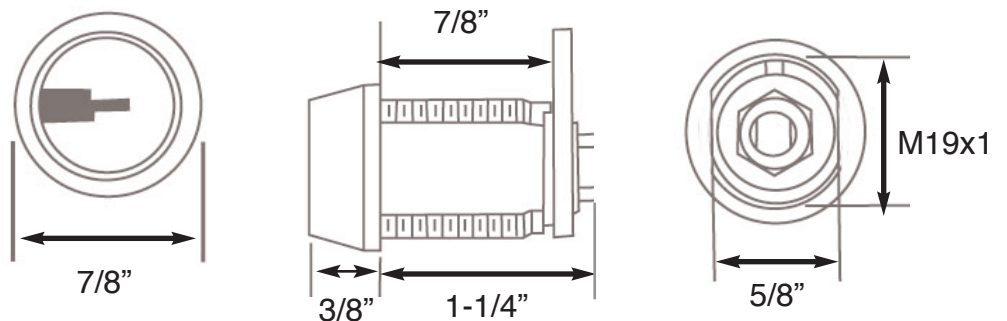
AD392

3/4" Cam Lock
1/2" Head Thickness



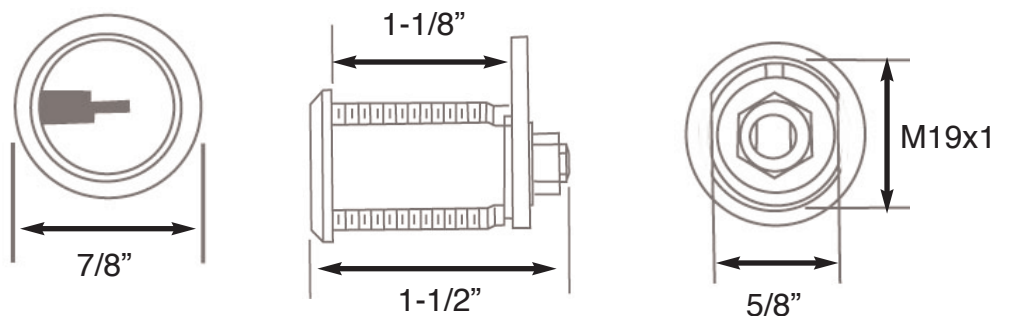
AD393

7/8" Cam Lock
3/8" Head Thickness



AD394

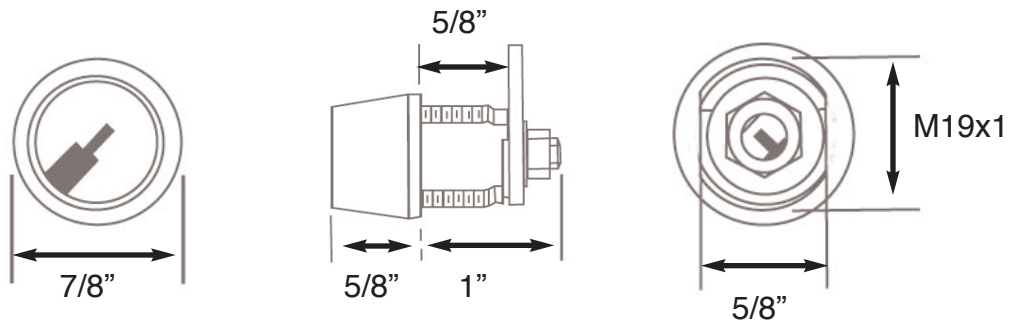
1-1/8" Cam Lock
1/8" Head Thickness



D2/8 Cam Locks:

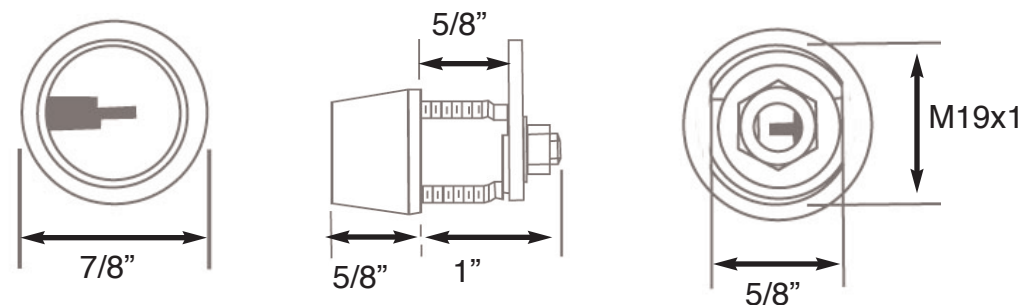
AD391-2/90

5/8" Cam Lock
5/8" Head Thickness
Key Removable in Two
Positions
90° Turn



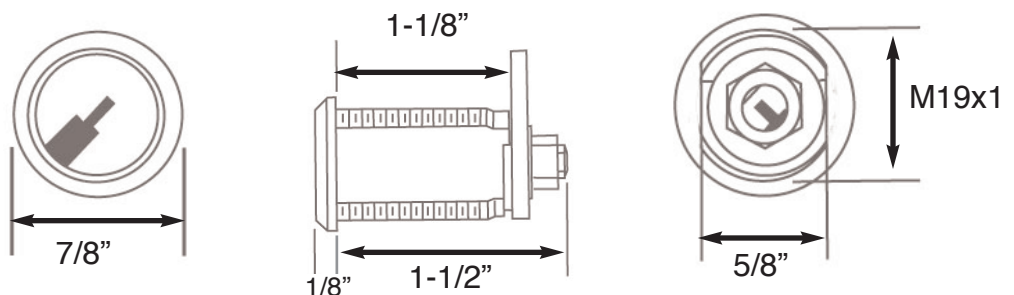
AD391-2/180

5/8" Cam Lock
5/8" Head Thickness
Key Removable in Two
Positions
180° Turn



AD394-2/90

1-1/8" Cam Lock
1/8" Head Thickness
Key Removable in Two
Positions
90° Turn



AD394-2/180

1-1/8" Cam Lock
1/8" Head Thickness
Key Removable in Two
Positions
180° Turn

